

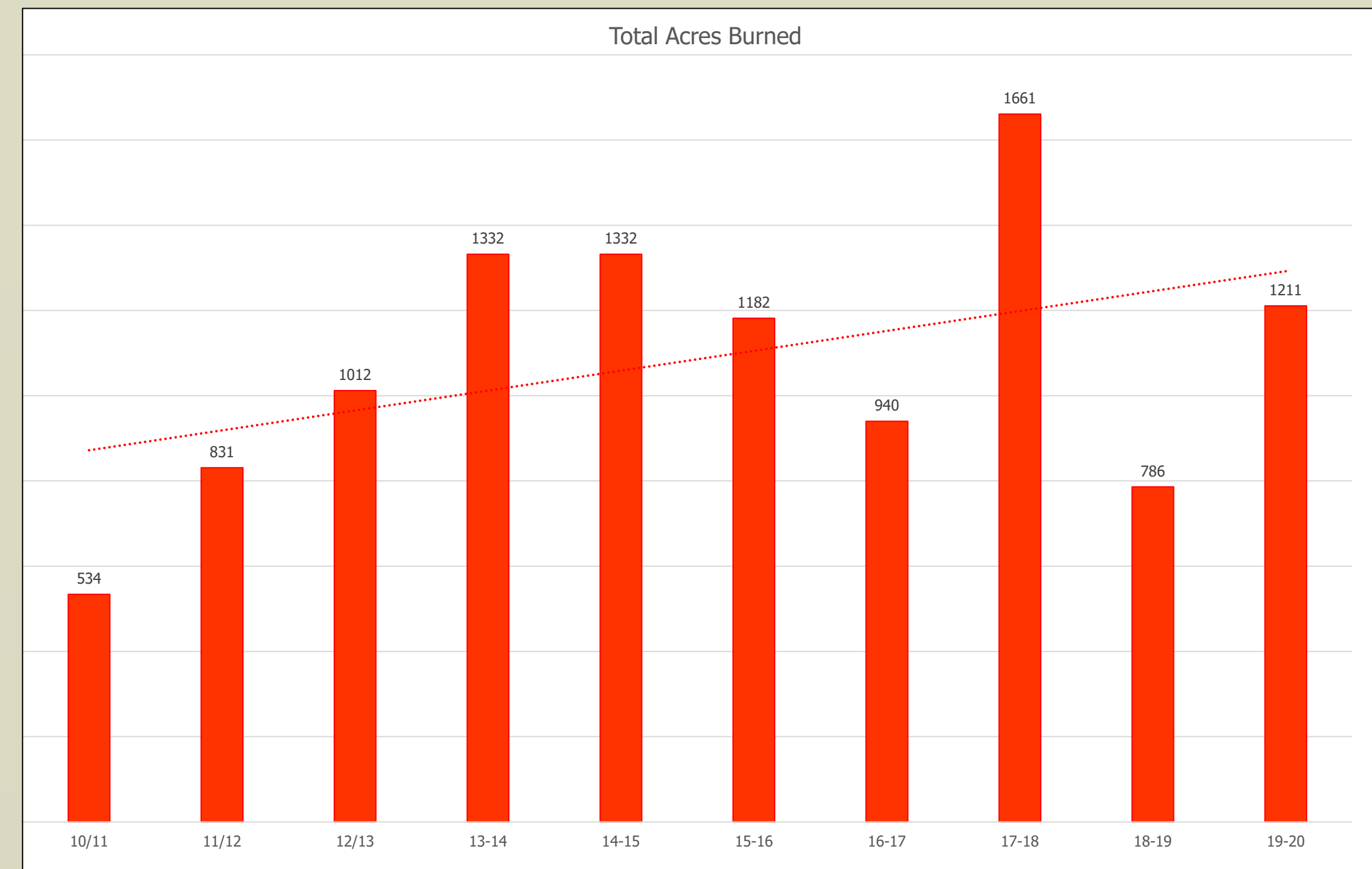
Guana River Wildlife Management Area Survey and Harvest Results 2019-2020

Prescribed Fire benefits wildlife and people



Florida Fish and Wildlife
Conservation Commission
MyFWC.com

Total Acres Burned by Fiscal Year



Deer Harvest Data 2011-2020

| Year | Total # of Deer Harvested | # of Bucks | (B) Avg. Live Weight | Avg. Total Points | # of Does | (D) Avg. Live Weight |
|-----------|---------------------------|------------|----------------------|-------------------|-----------|----------------------|
| 2011-2012 | 23 | 16 | 123.6 | 5.56 | 7 | 74.40 |
| 2012-2013 | 38 | 30 | 109.69 | 5.20 | 8 | 80.50 |
| 2013-2014 | 24 | 18 | 109.36 | 4.26 | 6 | 83.16 |
| 2014-2015 | 17 | 12 | 112.7 | 5.83 | 5 | 97.75 |
| 2015-2016 | 17 | 12 | 96.7 | 4.25 | 5 | 84.40 |
| 2016-2017 | 16 | 15 | 117.2 | 5.33 | 1 | 105 |
| 2017-2018 | 20 | 18 | 103.77 | 5.27 | 2 | 96.5 |
| 2018-2019 | 22 | 15 | 114.6 | 4.53 | 7 | 75.42 |
| 2019-2020 | 20 | 14 | 123 | 6 | 6 | 80 |

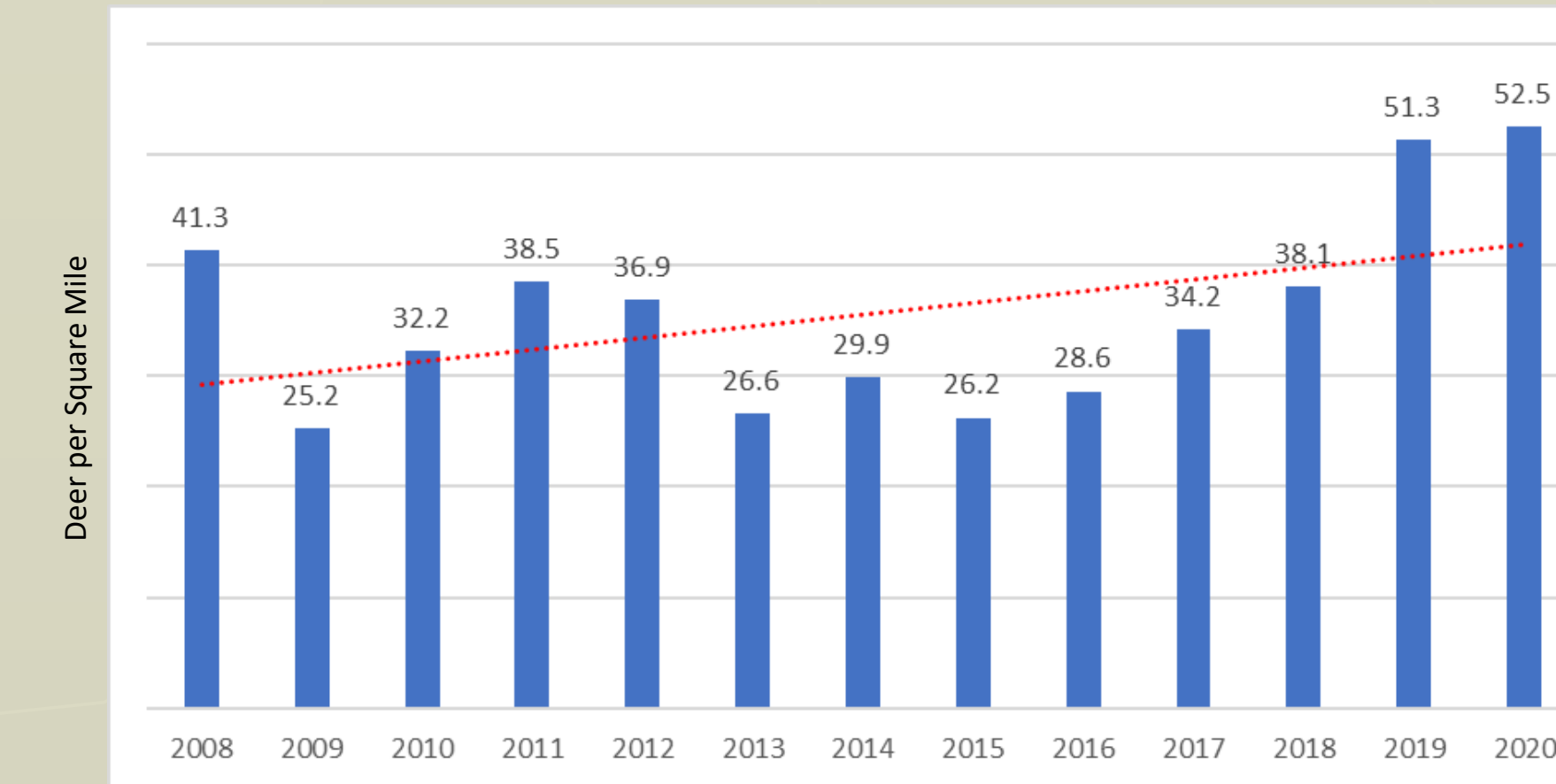
* Buck data includes all antlerless bucks harvested in archery season.

Deer Spotlight Survey Data 2010-2020

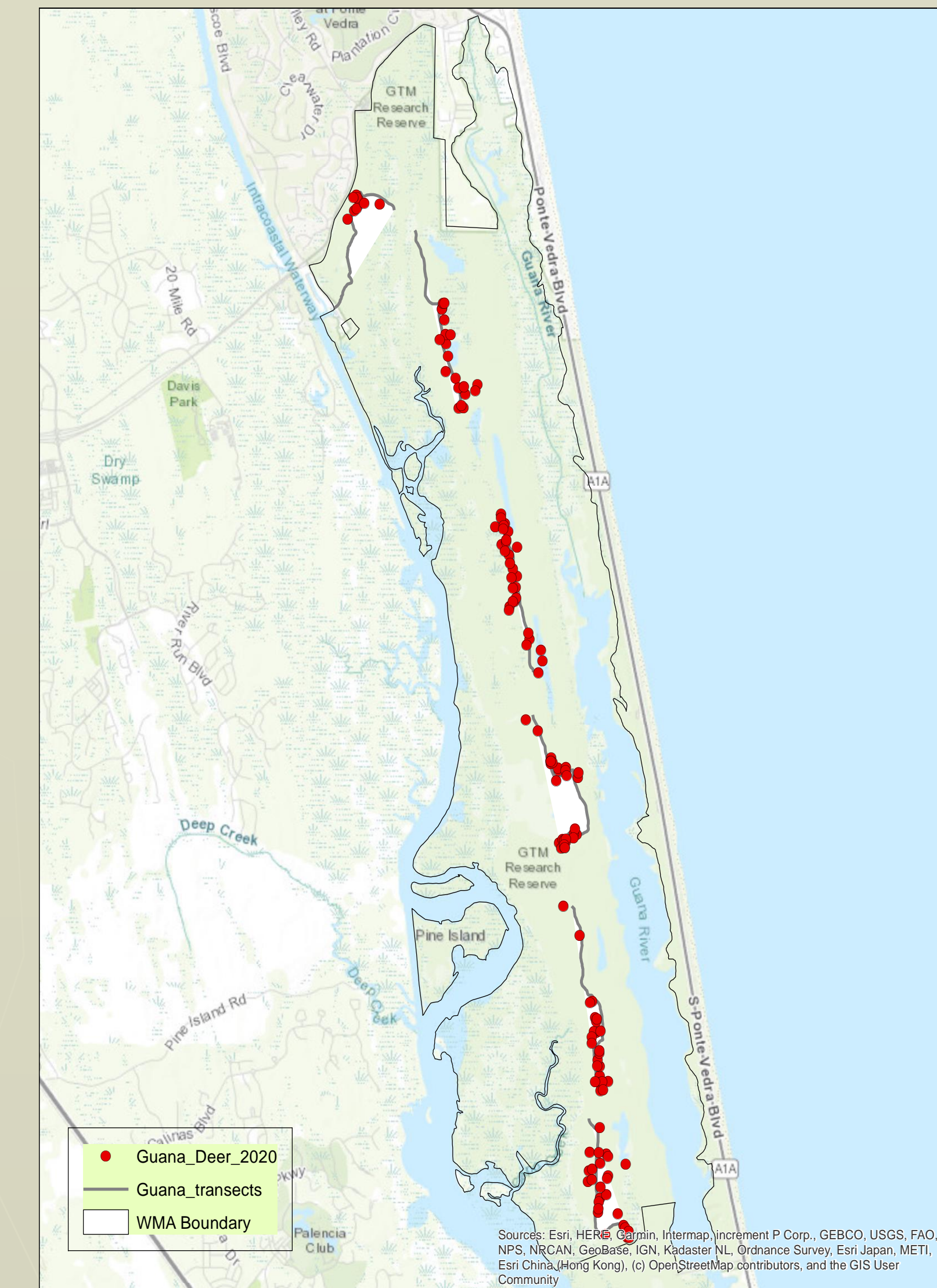
| Year | Reps. | Density Index (Deer per sq. mile) | Density Index Range | Buck to Doe ratio | Fawn to Doe ratio |
|------|-------|-----------------------------------|---------------------|-------------------|-------------------|
| 2010 | 5 | 32 | 30-43 | 1:3 | 1:12 |
| 2011 | 5 | 39 | 31-46 | 1:2 | 1:4 |
| 2012 | 5 | 37 | 30-46 | 1:2 | 1:5 |
| 2013 | 7 | 27 | 16-39 | 1:2 | 1:22 |
| 2014 | 7 | 30 | 23-40 | 1:2 | 1:15 |
| 2015 | 6 | 26 | 23-30 | 1:3 | 1:5 |
| 2016 | 6 | 29 | 23-35 | 1:6 | 1:5 |
| 2017 | 6 | 34 | 28-44 | 1:4 | 1:6 |
| 2018 | 6 | 38 | 33-45 | 1:7 | 1:9 |
| 2019 | 6 | 51 | 42-83 | 1:5 | 1:9 |
| 2020 | 6 | 53 | 44-63 | 1:4 | 1:46 |

* Individual deer likely recorded multiple nights leading to increased deer numbers. The density index is adjusted accordingly.

Deer Density Index 2008-2020



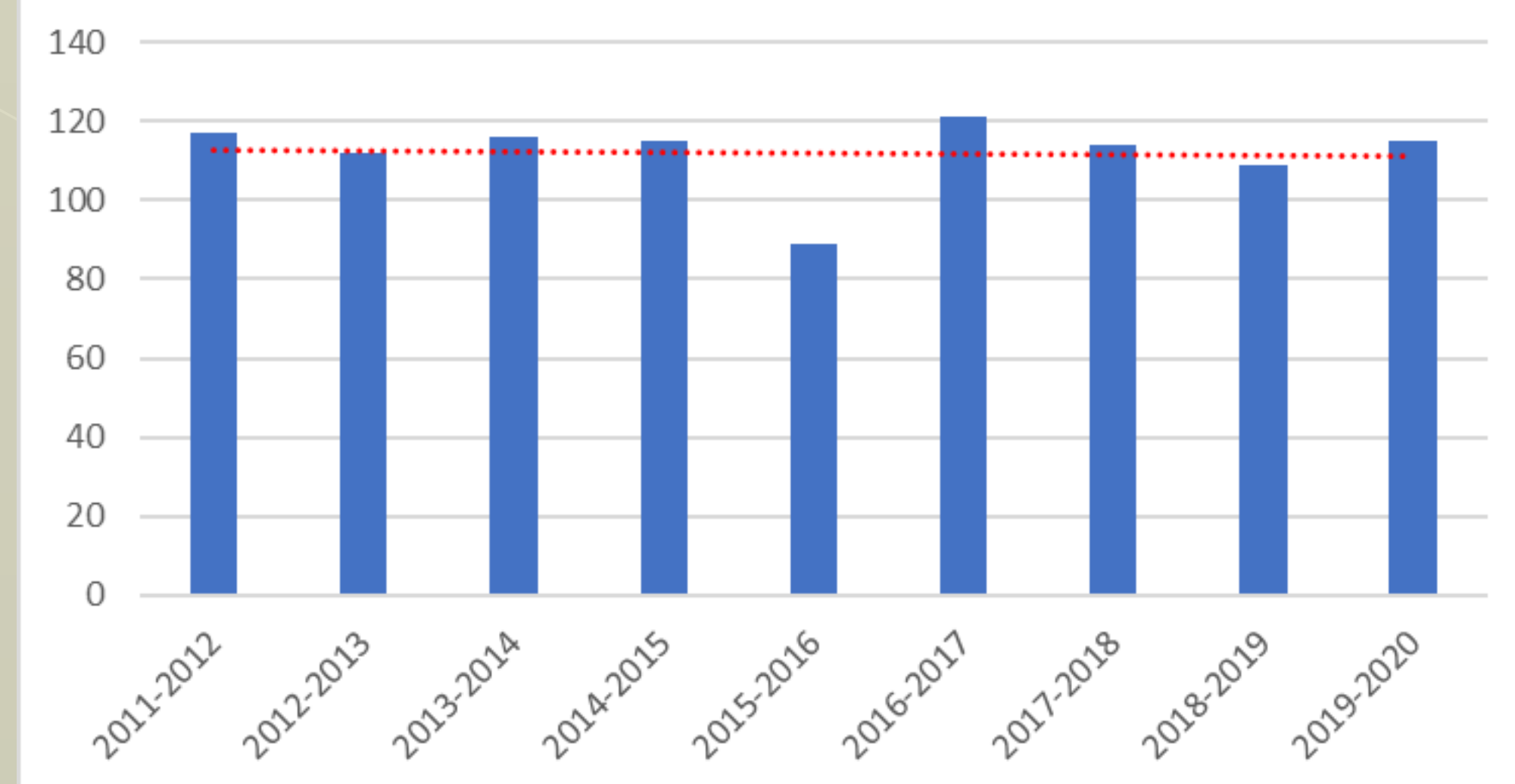
Deer Line Transect Survey-2020



Avg. Live Weight for Harvested Bucks

| Year | 1.5 Years Old | 2.5 Years Old | 3.5 Years Old | 4.5 Years Old | 5.5 Years Old |
|-----------|---------------|---------------|---------------|---------------|---------------|
| 2011-2012 | 90 | 117 | 130 | N/A | 145 |
| 2012-2013 | 80 | 112 | 122 | 120 | 100 |
| 2013-2014 | 84 | 116 | 121 | 132 | 132 |
| 2014-2015 | N/A | 115 | 130 | 119 | 130 |
| 2015-2016 | 109 | 89 | 107 | 127 | N/A |
| 2016-2017 | 117 | 121 | 130 | 110 | N/A |
| 2017-2018 | 85 | 114 | 119 | 123 | 110 |
| 2018-2019 | 91 | 109 | 116 | 137 | 131 |
| 2019-2020 | 107 | 115 | 133 | 130 | 134 |

Avg. Weight- 2.5 Years Old Harvested Bucks



2019-2020 Harvest Photos



Waterfowl Harvest Data – Lake Ponte Vedra 2008-2020

| Year | Early Duck Season | | | | Regular Duck Season | | | | Year Totals | | |
|-----------|----------------------|----------|-----------------|------------------|----------------------|----------|-----------------|------------------|-----------------|----------|------------------|
| | Season Length (days) | Man-Days | Ducks Harvested | Birds per Hunter | Season Length (days) | Man-Days | Ducks Harvested | Birds per Hunter | Ducks Harvested | Man-Days | Birds per Hunter |
| 2008-2009 | 5 | 90 | 51 | .57 | 19 | 830 | 641 | .77 | 692 | 920 | .75 |
| 2009-2010 | 5 | 88 | 47 | .53 | 19 | 615 | 276 | .45 | 323 | 703 | .46 |
| 2010-2011 | 5 | 78 | 100 | 1.28 | 19 | 980 | 1310 | 1.34 | 1410 | 1058 | 1.33 |
| 2011-2012 | 5 | 155 | 117 | .75 | 19 | 1141 | 1632 | 1.43 | 1749 | 1296 | 1.35 |
| 2012-2013 | 5 | 223 | 332 | 1.49 | 19 | 1625 | 4851 | 2.99 | 5183 | 1848 | 2.8 |
| 2013-2014 | 5 | 182 | 105 | .58 | 19 | 1161 | 1082 | .93 | 1187 | 1343 | .88 |
| 2014-2015 | 9 | 216 | 138 | .64 | 19 | 1304 | 1706 | 1.31 | 1844 | 1520 | 1.21 |
| 2015-2016 | 9 | 277 | 315 | 1.14 | 19 | 953 | 666 | .68 | 981 | 1230 | .80 |
| 2016-2017 | 9 | 224 | 202 | 1.11 | 19 | 945 | 1926 | 2.04 | 2128 | 1169 | 1.82 |
| 2017-2018 | 9 | 204 | 104 | 0.51 | 19 | 820 | 638 | 0.78 | 742 | 1024 | .72 |
| 2018-2019 | 9 | 204 | 140 | 0.82 | 19 | 589 | 306 | 0.51 | 493 | 793 | 1.61 |
| 2019-2020 | 9 | 272 | 234 | 0.86 | 19 | 440 | 224 | 0.51 | 458 | 712 | .64 |

